

LEFT SIDE VIEW

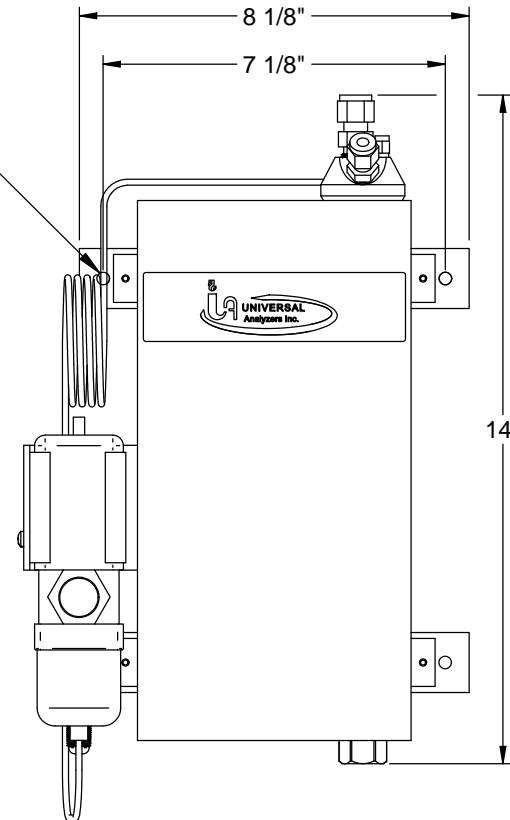
CONDENSATE
OUTLET 3/8" NPT

MOUNTING HOLES FOR 1/4"
HARDWARE (SUPPLIED BY OTHERS)
4 TYP

SAMPLE INLET
3/8" TUBE

IMPINGER 10"
(SEE TABLE FOR # OF IMPINGERS)

SAMPLE OUTLET
1/4" TUBE



FRONT VIEW

VORTEX TUBE

VORTEX TEMPERATURE
ADJUST SCREW

COMPRESSED AIR INLET 1/2" FNPT
MIN 80 PSIG @ "X" SCFM
(SEE TABLE)

VORTEX ADJUST SCREW
1/4" NPT
(HOT AIR EXHAUST)

ISOMETRIC VIEW

F	09/24/15	Show Coil On The Side Of Cooler	MY	MW
REV	DATE	DESCRIPTION	DWN	APVD
REVISIONS				

**1100 SERIES VORTEX COOLED
SAMPLE COOLER OUTLINE &
MOUNTING DIMENSIONS**

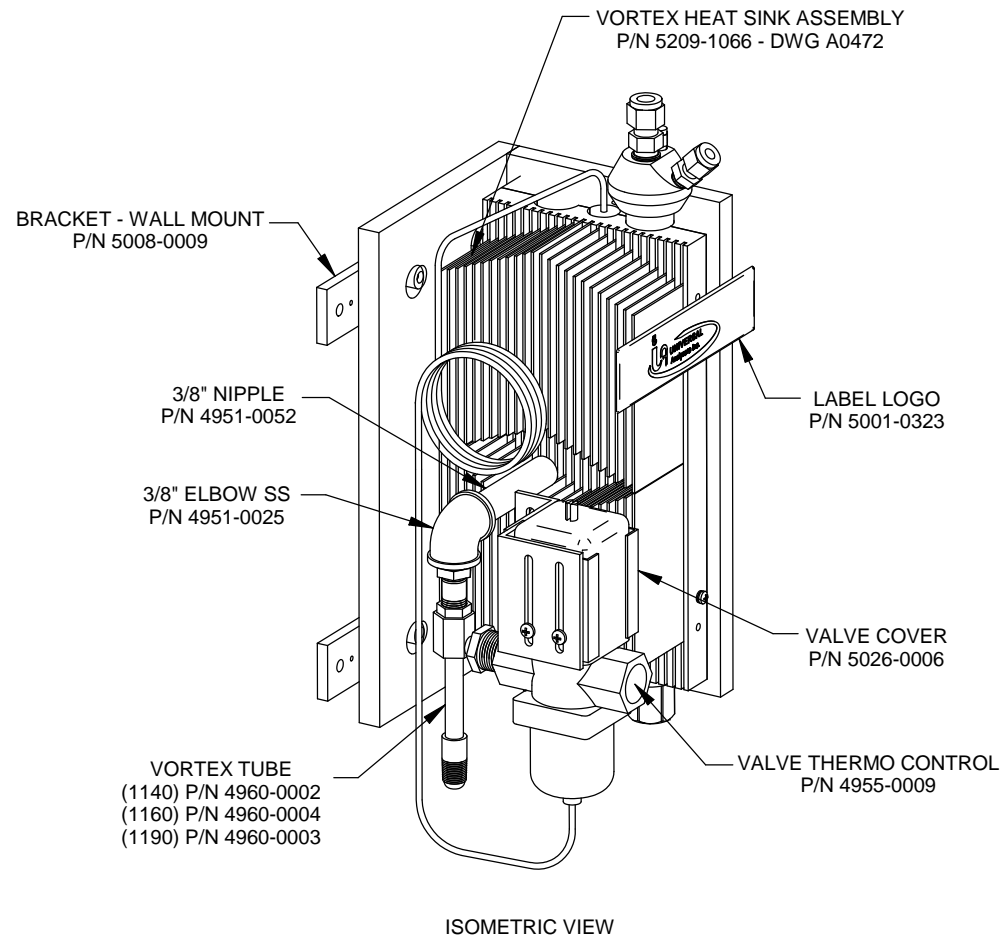
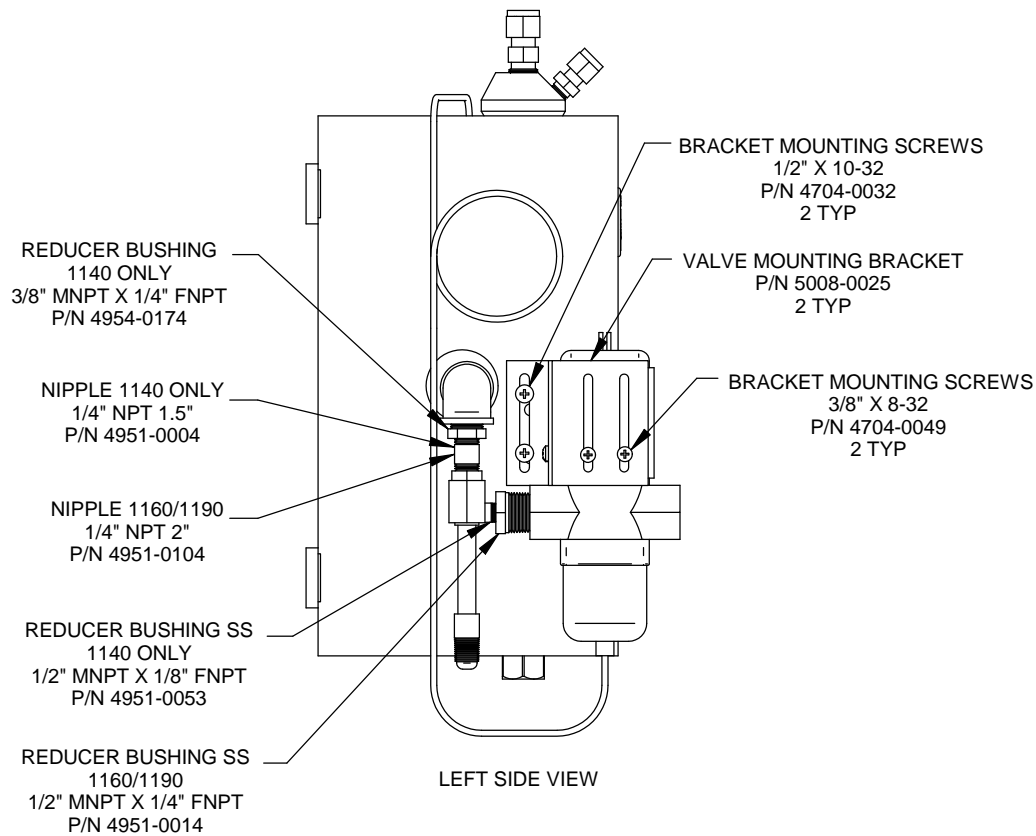
PART NO. FOR
NOT ISSUED 1100 SERIES COOLERS

5200 Convair Drive Carson City, NV 89706 PH(775)883-2500 FAX (775)883-6388



DRAWN BY	H. MITCHELL	ECO#		DRAWING NO	
APVD BY	T. BARBEN II		667	P0042	
DATE	05/07/93	SCALE	1 : 2	SIZE	C
				SHEET	1 OF 2

MODEL NO.	# OF IMPINGERS	COMPRESSED AIR REQUIRED "X"	TOTAL COOLING CAPACITY @ 100 PSIG (690 KPa)
1140	1	4CFM	110 B.T.U. / HR
1160	2	10CFM	260 B.T.U. / HR
1190	2	15CFM	400 B.T.U. / HR



F	09/24/15	Show Coil On The Side Of Cooler	MY	MW
REV	DATE	DESCRIPTION	DWN	APVD
REVISIONS				

**1100 SERIES VORTEX COOLED
SAMPLE COOLER OUTLINE &
PART # CALLOUT**

PART NO. FOR
NOT ISSUED 1100 SERIES COOLERS

5200 Convair Drive Carson City, NV 89706 PH(775)883-2500 FAX (775)883-6388



DRAWN BY	H. MITCHELL	ECO#		DRAWING NO	
APVD BY	T. BARBEN II	667		P0042	
DATE	05/07/93	SCALE	1 : 2	SIZE	C
				SHEET	2 OF 2